

Scaled data based on original data using
LM-79-08 Approved Method: Electrical and Photometric Measurements of Solid-
State Lighting Products

Test Report Prepared for
Cooper Lighting Solutions
(formerly Eaton)

Brand: INVUE

Report Number: P141409

Luminaire Tested: **ECM-E04-LED-E1-SLL-7030**

Issue Date: 03/03/2020

Test Information

Test Method: LM-79-08
Report Number: P141409
REPORT IS SCALED FROM IESNA LM-79-08 TEST DATA (P33693)
Test Lab: INNOVATION CENTER-P3
Issue Date: 03/03/2020
Manufacturer: COOPER LIGHTING SOLUTIONS (FORMERLY EATON)
Product Line: INVUE
Catalog Number: ECM-E04-LED-E1-SLL-7030
Description: EPIC CLASSICAL MEDIUM DECORATIVE LED LUMINAIRE
(4) LIGHTBARS WITH AccuLED OPTICS - 90° SPILL LIGHT ELIMINATOR LEFT
Light Source: (84) 3000K CCT, 70 CRI LEDs
Ballast/Driver: -

Summary

Lumens per Lamp: N/A
Luminaire Lumens: 9555.6 lumens
Efficiency: N/A
Efficacy: 98.3 lumens/watt
Luminous Opening: Rectangular (W 0.67' x L: 1' x H: 0')
IES Classification: Type IV - Short - Non-Cutoff
BUG Rating: B1 - U0 - G3

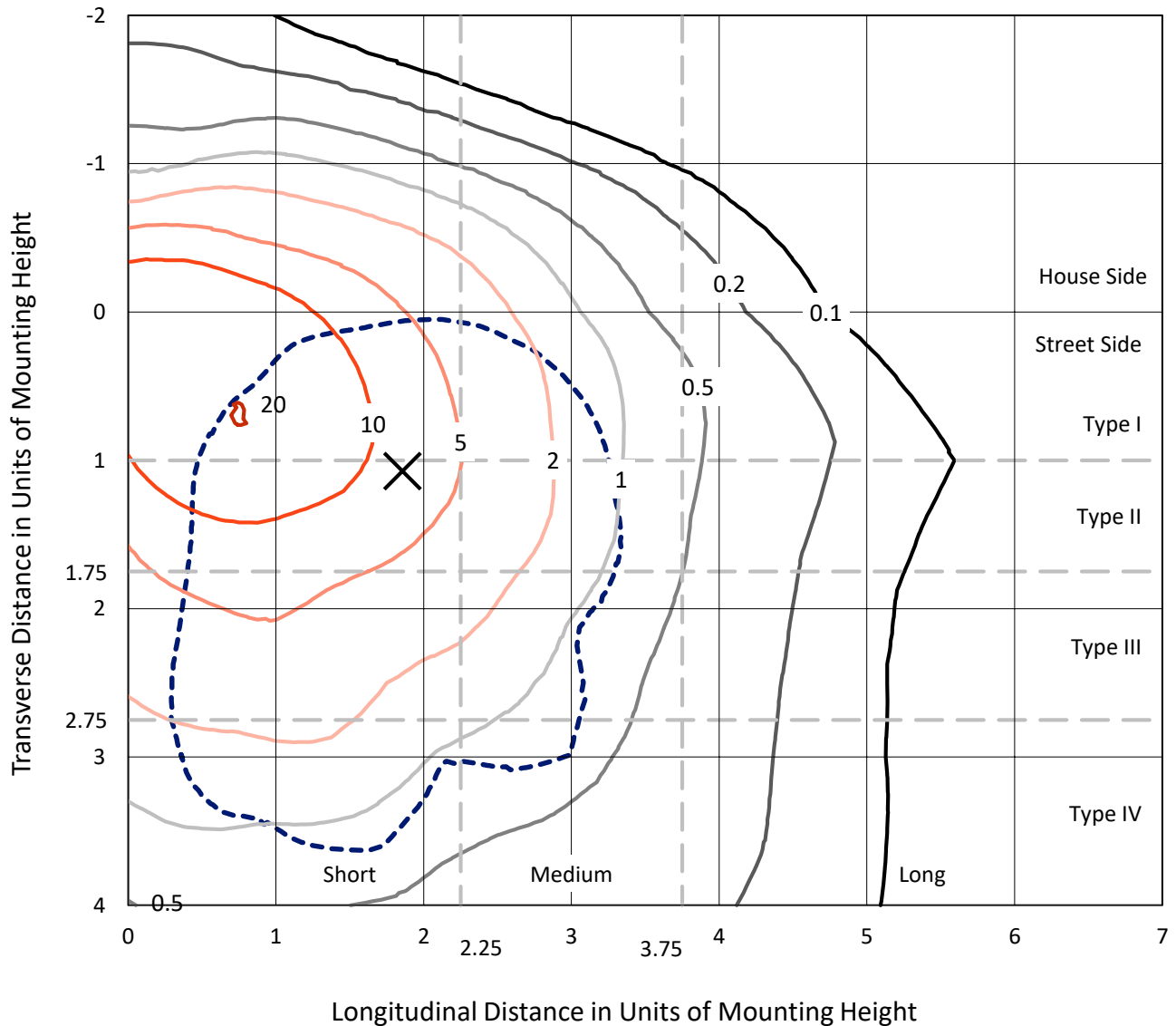
Input Watts (W): 97.2
Input Voltage (V): NR
Input Current (Ain): NR
Voltage Rise (V): NR
Power Factor: NR
Total Harmonic Distortion (THDi): NR
Frequency (hertz): 60
Stabilization Time: NR
Operation Time: NR
Ambient Temperature (°C): NR
Test Distance: 25 FT



REPORT NUMBER: P141409
 CATALOG NUMBER: ECM-E04-LED-E1-SLL-7030

Iso-Footcandle Lines of Horizontal Illumination

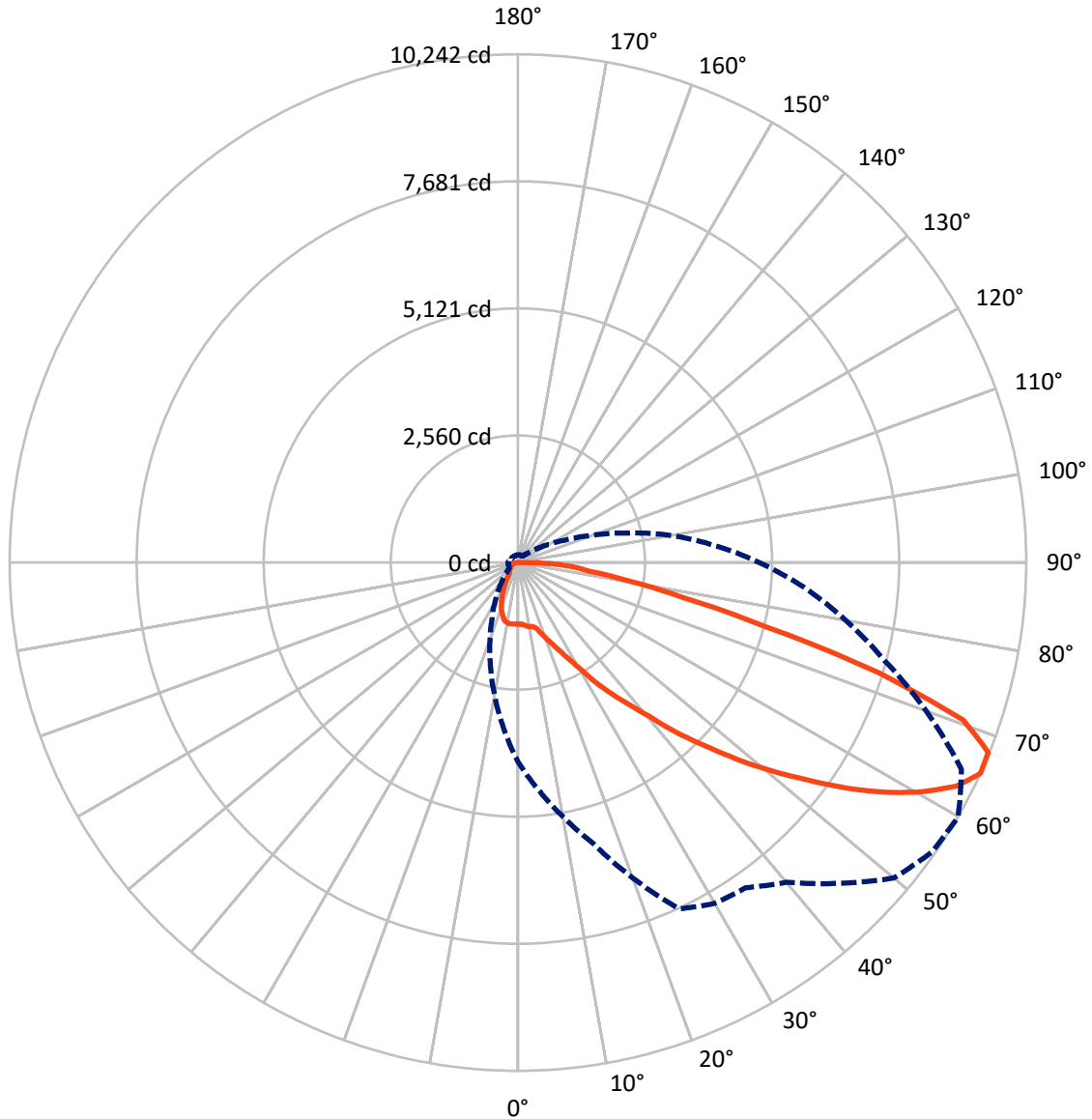
× Max cd
 - - - 1/2 Max cd



Based on 10 foot mounting height. Maximum calculated value = 20.2 fc
 Type IV - Short - Non-Cutoff

REPORT NUMBER: P141409
CATALOG NUMBER: ECM-E04-LED-E1-SLL-7030

Luminous Intensity Polar Plot



— Vertical Plane Through 60-Deg Lateral - - - Horizontal Cone Through 65-Deg Vertical

REPORT NUMBER: P141409

CATALOG NUMBER: ECM-E04-LED-E1-SLL-7030

FLUX DISTRIBUTION:

		Downward	Upward	Total
House Side	Lumens	1772.3	0.0	1772.3
	% Fixture	18.5	0.0	18.5
Street Side	Lumens	7783.2	0.0	7783.2
	% Fixture	81.5	0.0	81.5
Total	Lumens	9555.6	0.0	9555.6
	% Fixture	100.0	0.0	100.0

Coefficient of Utilization

ZONAL LUMENS:

Zone	Lumens	% Fixture
0°-10°	120.2	1.3
10°-20°	360.9	3.8
20°-30°	599.7	6.3
30°-40°	876.6	9.2
40°-50°	1333.5	14.0
50°-60°	1916.8	20.1
60°-70°	2356.6	24.7
70°-80°	1576.5	16.5
80°-90°	414.8	4.3
90°-100°	0.0	0.0
100°-110°	0.0	0.0
110°-120°	0.0	0.0
120°-130°	0.0	0.0
130°-140°	0.0	0.0
140°-150°	0.0	0.0
150°-160°	0.0	0.0
160°-170°	0.0	0.0
170°-180°	0.0	0.0
0°-90°	9555.6	100.0
0°-180°	9555.6	100.0



REPORT NUMBER: P141409

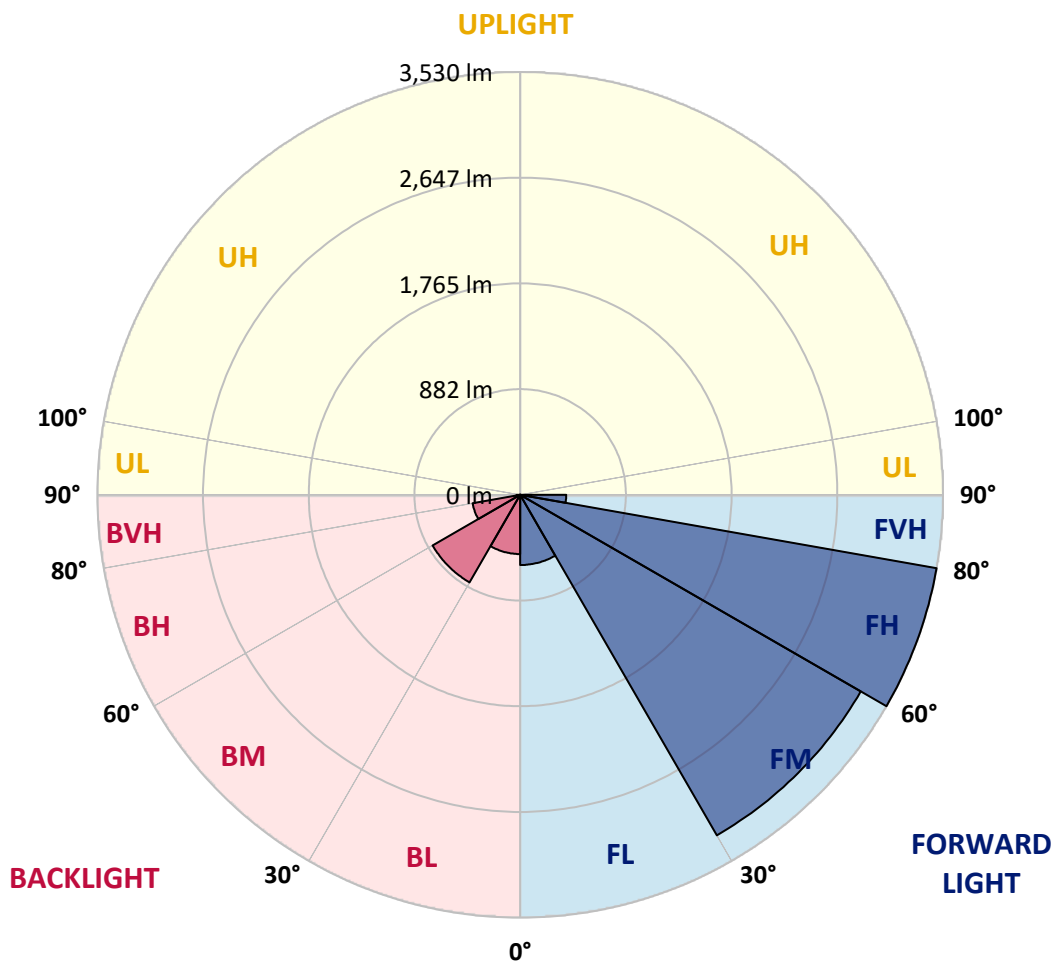
CATALOG NUMBER: ECM-E04-LED-E1-SLL-7030

LUMINAIRE CLASSIFICATION SYSTEM LUMEN TABLE AND BUG RATING:

Zone		Lumens	% Fixture	Zone Rating/Lumen Limit		
				B	U	G
FL	(0°-30°)	586.1	6.1			
FM	(30°-60°)	3282.7	34.4			
FH	(60°-80°)	3529.8	36.9			G2/5000
FVH	(80°-90°)	384.6	4.0			G3/500
BL	(0°-30°)	494.6	5.2	B1/500		
BM	(30°-60°)	844.2	8.8	B1/1000		
BH	(60°-80°)	403.3	4.2	B1/500		G1/500
BVH	(80°-90°)	30.2	0.3			G1/100
UL	(90°-100°)	0.0	0.0		U0/0	
UH	(100°-180°)	0.0	0.0		U0/0	

BUG Rating: B1-U0-G3

Type IV Short





REPORT NUMBER: P141409

CATALOG NUMBER: ECM-E04-LED-E1-SLL-7030

CANDELA DISTRIBUTION (FULL):

	0°	5°	10°	15°	20°	25°	30°	35°	40°	45°	50°
0°	1242.2	1242.2	1242.2	1242.2	1242.2	1242.2	1242.2	1242.2	1242.2	1242.2	1242.2
2.5°	1243.4	1244.6	1244.6	1243.4	1242.2	1243.4	1240.9	1243.4	1242.2	1240.9	1242.2
5°	1227.5	1228.8	1231.2	1231.2	1233.6	1238.5	1239.7	1245.8	1249.5	1250.7	1255.6
7.5°	1189.8	1195.9	1199.5	1204.4	1211.7	1223.9	1232.4	1247.0	1258.0	1267.7	1281.1
10°	1166.7	1174.0	1181.3	1192.2	1203.2	1219.0	1233.6	1251.9	1266.5	1281.1	1297.0
12.5°	1172.7	1181.3	1191.0	1199.5	1216.6	1231.2	1249.5	1271.4	1278.7	1293.3	1306.7
15°	1222.7	1230.0	1237.3	1247.0	1262.9	1279.9	1304.3	1328.6	1333.5	1349.3	1363.9
17.5°	1289.7	1290.9	1303.0	1320.1	1334.7	1362.7	1391.9	1424.8	1445.5	1455.3	1463.8
20°	1359.1	1362.7	1382.2	1398.0	1430.9	1467.4	1510.1	1558.8	1575.8	1618.5	1634.3
22.5°	1462.6	1461.4	1484.5	1506.4	1543.0	1581.9	1644.0	1711.0	1750.0	1782.9	1795.0
25°	1619.7	1623.3	1619.7	1651.3	1689.1	1752.4	1814.5	1881.5	1904.6	1961.9	1988.7
27.5°	1775.6	1803.6	1841.3	1851.1	1897.3	1970.4	2019.1	2091.0	2147.0	2162.8	2206.7
30°	1920.5	1978.9	2041.0	2093.4	2176.2	2265.1	2338.2	2419.8	2423.4	2452.7	2464.8
32.5°	2067.8	2159.2	2250.5	2317.5	2397.8	2516.0	2651.2	2783.9	2870.4	2959.3	2914.2
35°	2252.9	2395.4	2523.3	2626.8	2695.0	2804.6	2960.5	3176.0	3314.9	3420.8	3481.7
37.5°	2422.2	2637.8	2833.8	2981.2	3148.0	3226.0	3328.2	3484.1	3643.7	3742.3	3793.4
40°	2546.4	2841.1	3118.8	3331.9	3543.8	3730.1	3859.2	3985.9	4201.4	4324.4	4334.2
42.5°	2643.8	3018.9	3353.8	3659.5	3971.2	4231.9	4387.7	4548.5	4822.5	4965.0	4954.0
45°	2710.8	3151.7	3566.9	3943.2	4320.8	4660.5	4961.3	5200.0	5480.1	5751.7	5696.9
47.5°	2769.3	3261.3	3736.2	4161.2	4614.2	5038.0	5413.1	5749.2	6119.4	6486.0	6507.9
50°	2827.7	3350.2	3889.7	4379.2	4889.5	5421.6	5874.7	6307.0	6769.8	7236.2	7343.3
52.5°	2908.1	3450.0	4032.1	4577.7	5170.8	5732.2	6237.6	6775.8	7348.2	7798.8	8103.2
55°	3028.7	3588.9	4208.7	4776.2	5422.9	6041.5	6600.5	7221.6	7747.6	8304.2	8737.7
57.5°	3226.0	3774.0	4413.3	4993.0	5666.4	6321.6	6902.5	7554.0	8055.8	8673.2	9217.5
60°	3475.6	4026.0	4644.7	5249.9	5952.6	6715.0	7300.7	7783.0	8285.9	8910.6	9565.8
62.5°	3759.4	4311.0	4927.2	5552.0	6350.8	7176.5	7679.4	7954.7	8393.1	9073.8	9791.1
65°	4009.0	4577.7	5192.7	5855.2	6758.8	7697.7	7929.1	7998.5	8408.9	9139.6	9888.5
67.5°	4213.6	4867.5	5441.1	6101.2	7188.7	8029.0	7934.0	7795.1	8193.4	8980.1	9702.2
70°	4320.8	4996.6	5559.3	6123.1	7280.0	8075.2	7742.8	7365.3	7546.7	8316.4	8920.4
72.5°	4202.6	4895.6	5340.1	5690.8	6733.2	7505.3	7081.5	6369.1	6534.7	7280.0	7435.9
75°	3739.9	4576.5	4835.9	4823.7	5385.1	5784.6	5477.7	5023.4	5446.0	5756.5	5597.0
77.5°	2792.4	3748.4	3893.3	3626.6	3746.0	4082.1	3792.2	4145.4	4658.1	4798.1	4496.1
80°	1756.1	2747.4	2763.2	2430.7	2367.4	2498.9	2872.8	3624.2	4113.7	4084.5	3685.1
82.5°	977.9	1781.6	1950.9	1646.5	1568.5	1891.2	2558.6	2958.0	2893.5	2869.1	2349.1
85°	668.6	1216.6	1486.9	1426.0	1577.1	1886.4	2098.3	1875.4	1806.0	1538.1	1248.2
87.5°	271.6	548.0	921.9	1059.5	1124.0	1379.8	1208.1	984.0	757.5	718.5	617.4
90°	0.0	0.0	0.0	0.0	0.0	0.0	0.0	0.0	0.0	0.0	0.0



REPORT NUMBER: P141409

CATALOG NUMBER: ECM-E04-LED-E1-SLL-7030

CANDELA DISTRIBUTION (continued):

	55°	60°	65°	70°	75°	80°	85°	90°	95°	100°	105°
0°	1242.2	1242.2	1242.2	1242.2	1242.2	1242.2	1242.2	1242.2	1242.2	1242.2	1242.2
2.5°	1238.5	1240.9	1240.9	1242.2	1243.4	1244.6	1244.6	1244.6	1245.8	1247.0	1245.8
5°	1256.8	1260.4	1262.9	1262.9	1265.3	1267.7	1270.2	1268.9	1272.6	1275.0	1276.3
7.5°	1286.0	1293.3	1299.4	1304.3	1306.7	1306.7	1306.7	1303.0	1306.7	1307.9	1309.1
10°	1306.7	1315.2	1316.4	1321.3	1320.1	1318.9	1316.4	1314.0	1315.2	1317.7	1321.3
12.5°	1312.8	1321.3	1323.7	1327.4	1326.2	1325.0	1320.1	1320.1	1318.9	1322.5	1326.2
15°	1362.7	1370.0	1382.2	1371.2	1372.5	1362.7	1354.2	1349.3	1346.9	1349.3	1351.8
17.5°	1477.2	1489.4	1484.5	1467.4	1466.2	1445.5	1441.9	1417.5	1417.5	1417.5	1410.2
20°	1634.3	1633.1	1624.5	1607.5	1571.0	1563.7	1536.9	1517.4	1499.1	1495.5	1486.9
22.5°	1806.0	1787.7	1782.9	1747.5	1724.4	1680.6	1640.4	1625.8	1608.7	1605.1	1603.8
25°	1972.8	1980.1	1944.8	1927.8	1869.3	1830.4	1807.2	1770.7	1770.7	1765.8	1759.7
27.5°	2182.3	2206.7	2167.7	2143.3	2088.5	2033.7	1993.5	1971.6	1948.5	1932.6	1888.8
30°	2478.2	2494.1	2467.3	2417.3	2349.1	2251.7	2196.9	2172.6	2129.9	2076.3	2004.5
32.5°	2894.7	2872.8	2781.5	2693.8	2604.9	2512.3	2446.6	2402.7	2337.0	2229.8	2093.4
35°	3434.2	3245.4	3131.0	3010.4	2908.1	2804.6	2754.7	2675.5	2525.7	2351.6	2168.9
37.5°	3699.7	3615.6	3484.1	3394.0	3272.2	3168.7	3055.5	2920.3	2726.7	2477.0	2223.7
40°	4231.9	4073.5	3971.2	3869.0	3719.2	3577.9	3424.5	3206.5	2894.7	2584.2	2266.3
42.5°	4790.8	4673.9	4488.8	4352.4	4240.4	4006.6	3763.0	3458.6	3066.4	2681.6	2305.3
45°	5519.1	5251.2	5022.2	4906.5	4686.1	4401.1	4117.4	3682.6	3224.7	2783.9	2349.1
47.5°	6251.0	5906.3	5670.1	5454.5	5219.5	4837.1	4395.0	3877.5	3346.5	2869.1	2385.7
50°	7036.5	6582.2	6309.4	6051.3	5664.0	5201.2	4638.6	4038.2	3473.2	2949.5	2418.6
52.5°	7835.3	7261.7	6872.0	6571.3	6091.4	5519.1	4859.0	4205.1	3608.3	3027.5	2445.3
55°	8553.8	8015.6	7512.6	7048.6	6471.4	5806.5	5061.2	4354.9	3730.1	3109.0	2462.4
57.5°	9205.4	8736.5	8136.1	7513.8	6820.9	6073.2	5247.5	4516.8	3844.6	3168.7	2461.2
60°	9652.3	9378.3	8754.8	7996.1	7186.2	6317.9	5471.6	4697.1	3945.7	3211.3	2451.4
62.5°	9973.8	9919.0	9374.6	8460.1	7484.6	6538.4	5688.3	4846.8	4018.7	3216.2	2410.0
65°	10174.7	10241.7	9859.3	8754.8	7651.4	6706.4	5795.5	4860.2	3966.4	3135.8	2300.4
67.5°	10048.1	10221.0	9856.9	8626.9	7491.9	6549.3	5638.4	4636.2	3687.5	2886.2	2054.4
70°	9262.6	9522.0	9162.7	7779.3	6711.3	5942.9	5060.0	3982.2	3172.4	2377.1	1623.3
72.5°	7265.4	7607.6	7293.4	6344.7	5555.6	4912.6	4257.4	3127.3	2418.6	1746.3	1091.1
75°	5012.5	5144.0	4956.4	4301.3	4058.9	3808.1	3195.5	2101.9	1597.8	1077.8	641.8
77.5°	3888.4	3412.3	3053.0	2785.1	2780.2	2734.0	2091.0	1258.0	956.0	593.1	356.8
80°	2923.9	2295.6	1894.9	1657.4	1723.2	1926.6	1219.0	645.4	494.4	327.6	219.2
82.5°	1924.1	1465.0	1169.1	1035.1	1046.1	1208.1	612.6	355.6	243.6	186.3	142.5
85°	1172.7	1138.6	1015.6	921.9	850.0	830.5	476.2	272.8	135.2	96.2	73.1
87.5°	572.4	678.3	828.1	839.1	720.9	611.3	247.2	77.9	57.2	30.4	21.9
90°	0.0	0.0	0.0	0.0	0.0	0.0	0.0	0.0	0.0	0.0	0.0



REPORT NUMBER: P141409

CATALOG NUMBER: ECM-E04-LED-E1-SLL-7030

CANDELA DISTRIBUTION (continued):

	110°	115°	120°	125°	130°	135°	140°	145°	150°	155°	160°
0°	1242.2	1242.2	1242.2	1242.2	1242.2	1242.2	1242.2	1242.2	1242.2	1242.2	1242.2
2.5°	1247.0	1253.1	1250.7	1249.5	1249.5	1255.6	1255.6	1253.1	1253.1	1254.3	1254.3
5°	1276.3	1282.3	1279.9	1281.1	1283.6	1284.8	1288.4	1284.8	1282.3	1284.8	1283.6
7.5°	1310.4	1316.4	1315.2	1317.7	1320.1	1322.5	1325.0	1323.7	1321.3	1321.3	1320.1
10°	1325.0	1337.1	1342.0	1346.9	1353.0	1355.4	1359.1	1359.1	1354.2	1354.2	1348.1
12.5°	1334.7	1344.5	1356.6	1363.9	1374.9	1383.4	1387.1	1388.3	1384.6	1379.8	1373.7
15°	1355.4	1362.7	1374.9	1382.2	1395.6	1406.6	1413.9	1412.6	1407.8	1394.4	1376.1
17.5°	1406.6	1405.3	1410.2	1415.1	1418.7	1424.8	1422.4	1411.4	1388.3	1363.9	1338.4
20°	1483.3	1482.1	1474.8	1463.8	1450.4	1433.4	1406.6	1373.7	1334.7	1290.9	1251.9
22.5°	1591.7	1580.7	1571.0	1541.7	1495.5	1438.2	1368.8	1304.3	1258.0	1215.4	1172.7
25°	1735.4	1708.6	1661.1	1592.9	1519.8	1434.6	1333.5	1247.0	1188.6	1138.6	1096.0
27.5°	1825.5	1763.4	1684.2	1590.4	1493.0	1383.4	1271.4	1186.1	1120.4	1065.6	1016.9
30°	1902.2	1790.2	1679.3	1560.0	1437.0	1323.7	1205.6	1114.3	1037.6	976.7	918.2
32.5°	1944.8	1795.0	1656.2	1513.7	1379.8	1250.7	1122.8	1024.2	951.1	875.6	795.2
35°	1971.6	1780.4	1612.4	1451.6	1304.3	1170.3	1036.3	928.0	831.8	739.2	658.8
37.5°	1978.9	1756.1	1555.1	1382.2	1214.1	1068.0	941.4	814.7	718.5	618.6	526.1
40°	1975.3	1709.8	1483.3	1273.8	1097.2	956.0	833.0	717.3	611.3	522.4	433.5
42.5°	1960.7	1657.4	1398.0	1184.9	1007.1	871.9	758.7	641.8	546.8	451.8	376.3
45°	1955.8	1606.3	1333.5	1116.7	946.2	813.5	702.7	589.4	489.6	399.4	323.9
47.5°	1944.8	1560.0	1273.8	1064.4	896.3	768.4	654.0	543.1	439.6	358.0	285.0
50°	1920.5	1510.1	1230.0	1024.2	854.9	723.4	606.5	487.1	386.0	305.7	249.6
52.5°	1894.9	1478.4	1202.0	984.0	811.1	669.8	554.1	433.5	338.5	263.0	220.4
55°	1869.3	1454.1	1164.2	936.5	753.8	615.0	498.1	387.3	298.4	233.8	203.4
57.5°	1841.3	1421.2	1117.9	875.6	689.3	554.1	437.2	332.5	259.4	210.7	190.0
60°	1818.2	1374.9	1037.6	790.4	602.8	468.9	362.9	277.7	220.4	190.0	181.5
62.5°	1757.3	1286.0	921.9	664.9	489.6	366.6	276.4	216.8	185.1	170.5	171.7
65°	1609.9	1087.5	731.9	518.8	343.4	246.0	197.3	165.6	151.0	151.0	154.7
67.5°	1356.6	828.1	518.8	330.0	225.3	177.8	151.0	137.6	135.2	137.6	143.7
70°	960.8	537.0	325.2	215.6	169.3	143.7	130.3	125.4	123.0	125.4	127.9
72.5°	591.9	316.6	207.0	168.1	144.9	129.1	120.6	116.9	115.7	115.7	114.5
75°	322.7	211.9	165.6	146.1	131.5	119.3	110.8	104.7	103.5	104.7	102.3
77.5°	205.8	165.6	147.4	135.2	121.8	105.9	98.6	93.8	93.8	92.6	90.1
80°	160.7	147.4	135.2	123.0	102.3	90.1	82.8	81.6	80.4	79.2	79.2
82.5°	120.6	116.9	110.8	99.9	81.6	71.9	68.2	68.2	67.0	63.3	63.3
85°	69.4	68.2	73.1	64.5	54.8	47.5	47.5	48.7	49.9	48.7	45.1
87.5°	23.1	19.5	20.7	20.7	17.0	13.4	18.3	21.9	20.7	18.3	21.9
90°	0.0	0.0	0.0	0.0	0.0	0.0	0.0	0.0	0.0	0.0	0.0



REPORT NUMBER: P141409

CATALOG NUMBER: ECM-E04-LED-E1-SLL-7030

CANDELA DISTRIBUTION (continued):

	165°	170°	175°	180°	185°	190°	195°	200°	205°	210°	215°
0°	1242.2	1242.2	1242.2	1242.2	1242.2	1242.2	1242.2	1242.2	1242.2	1242.2	1242.2
2.5°	1250.7	1253.1	1258.0	1253.1	1250.7	1250.7	1248.2	1249.5	1245.8	1242.2	1243.4
5°	1281.1	1278.7	1281.1	1277.5	1270.2	1268.9	1264.1	1264.1	1259.2	1254.3	1251.9
7.5°	1315.2	1311.6	1312.8	1305.5	1297.0	1290.9	1284.8	1282.3	1276.3	1268.9	1264.1
10°	1342.0	1338.4	1335.9	1327.4	1316.4	1310.4	1301.8	1297.0	1290.9	1281.1	1276.3
12.5°	1359.1	1350.5	1345.7	1331.1	1321.3	1315.2	1305.5	1303.0	1295.7	1287.2	1283.6
15°	1355.4	1335.9	1321.3	1304.3	1290.9	1282.3	1273.8	1271.4	1267.7	1264.1	1256.8
17.5°	1295.7	1271.4	1255.6	1220.2	1200.8	1192.2	1191.0	1189.8	1187.4	1187.4	1178.8
20°	1212.9	1184.9	1160.6	1126.5	1100.9	1092.4	1069.2	1063.1	1055.8	1063.1	1055.8
22.5°	1138.6	1103.3	1075.3	1047.3	1016.9	992.5	962.1	947.4	926.7	921.9	924.3
25°	1059.5	1015.6	980.3	947.4	914.6	880.5	852.5	831.8	818.4	800.1	783.0
27.5°	963.3	926.7	879.3	852.5	813.5	775.7	746.5	724.6	700.2	685.6	661.3
30°	865.9	809.8	762.3	724.6	682.0	663.7	635.7	612.6	590.6	574.8	554.1
32.5°	739.2	680.8	630.8	587.0	557.8	532.2	515.1	495.6	484.7	471.3	457.9
35°	605.2	532.2	472.5	453.0	420.1	421.4	412.8	403.1	394.6	382.4	381.2
37.5°	456.7	399.4	360.5	336.1	331.2	323.9	325.2	323.9	321.5	317.8	317.8
40°	361.7	310.5	285.0	280.1	280.1	278.9	277.7	277.7	277.7	275.2	274.0
42.5°	309.3	272.8	264.3	261.8	259.4	258.2	255.7	252.1	252.1	249.6	246.0
45°	272.8	252.1	249.6	247.2	247.2	243.6	239.9	237.5	236.3	235.0	232.6
47.5°	249.6	238.7	236.3	233.8	232.6	230.2	226.5	222.9	221.6	220.4	220.4
50°	224.1	216.8	216.8	216.8	213.1	210.7	207.0	204.6	204.6	203.4	202.2
52.5°	205.8	202.2	200.9	199.7	197.3	193.6	191.2	190.0	188.8	190.0	188.8
55°	197.3	194.8	193.6	191.2	188.8	185.1	182.7	179.0	177.8	180.2	180.2
57.5°	187.5	186.3	185.1	182.7	180.2	175.4	171.7	169.3	169.3	172.9	171.7
60°	183.9	182.7	181.5	180.2	176.6	170.5	164.4	162.0	162.0	165.6	165.6
62.5°	175.4	174.1	172.9	171.7	166.8	162.0	155.9	153.4	154.7	157.1	160.7
65°	159.5	160.7	159.5	159.5	155.9	152.2	148.6	146.1	144.9	146.1	149.8
67.5°	144.9	146.1	146.1	146.1	144.9	141.3	138.8	135.2	132.7	134.0	135.2
70°	131.5	132.7	134.0	134.0	131.5	127.9	124.2	120.6	119.3	120.6	120.6
72.5°	116.9	116.9	116.9	118.1	116.9	115.7	110.8	105.9	105.9	104.7	105.9
75°	102.3	102.3	102.3	102.3	99.9	99.9	97.4	92.6	91.3	92.6	93.8
77.5°	90.1	87.7	86.5	86.5	86.5	84.0	82.8	82.8	81.6	81.6	81.6
80°	74.3	71.9	69.4	68.2	69.4	69.4	71.9	71.9	70.6	70.6	70.6
82.5°	58.5	53.6	52.4	52.4	49.9	52.4	57.2	63.3	60.9	62.1	62.1
85°	42.6	37.8	35.3	35.3	32.9	37.8	43.8	48.7	46.3	48.7	47.5
87.5°	19.5	18.3	14.6	12.2	14.6	21.9	25.6	26.8	23.1	28.0	28.0
90°	0.0	0.0	0.0	0.0	0.0	0.0	0.0	0.0	0.0	0.0	0.0



REPORT NUMBER: P141409

CATALOG NUMBER: ECM-E04-LED-E1-SLL-7030

CANDELA DISTRIBUTION (continued):

	220°	225°	230°	235°	240°	245°	250°	255°	260°	265°	270°
0°	1242.2	1242.2	1242.2	1242.2	1242.2	1242.2	1242.2	1242.2	1242.2	1242.2	1242.2
2.5°	1248.2	1243.4	1242.2	1243.4	1240.9	1244.6	1244.6	1243.4	1243.4	1242.2	1244.6
5°	1255.6	1249.5	1245.8	1245.8	1243.4	1247.0	1244.6	1243.4	1242.2	1242.2	1242.2
7.5°	1266.5	1258.0	1251.9	1248.2	1243.4	1243.4	1239.7	1236.1	1233.6	1232.4	1232.4
10°	1276.3	1264.1	1254.3	1245.8	1238.5	1232.4	1226.3	1217.8	1215.4	1212.9	1214.1
12.5°	1275.0	1261.6	1247.0	1233.6	1216.6	1209.3	1193.4	1183.7	1183.7	1177.6	1181.3
15°	1248.2	1225.1	1204.4	1182.5	1161.8	1147.2	1127.7	1116.7	1110.6	1109.4	1117.9
17.5°	1167.9	1146.0	1126.5	1102.1	1075.3	1065.6	1052.2	1047.3	1043.7	1049.7	1055.8
20°	1059.5	1031.5	1013.2	998.6	998.6	996.2	990.1	981.5	974.2	973.0	980.3
22.5°	906.0	895.1	898.7	889.0	889.0	884.1	893.9	878.0	886.6	879.3	882.9
25°	778.2	773.3	770.9	769.6	769.6	778.2	777.0	779.4	770.9	775.7	774.5
27.5°	662.5	656.4	647.9	652.7	657.6	663.7	666.1	667.4	674.7	661.3	666.1
30°	551.7	541.9	548.0	543.1	545.6	544.4	544.4	544.4	549.2	559.0	551.7
32.5°	451.8	446.9	453.0	444.5	445.7	445.7	443.3	439.6	442.1	431.1	439.6
35°	373.9	367.8	372.6	369.0	365.3	355.6	351.9	345.9	347.1	344.6	343.4
37.5°	313.0	311.8	308.1	308.1	305.7	304.5	298.4	299.6	300.8	303.2	303.2
40°	270.4	269.1	267.9	270.4	271.6	272.8	275.2	277.7	281.3	285.0	288.6
42.5°	246.0	246.0	246.0	250.9	254.5	260.6	264.3	269.1	274.0	280.1	285.0
45°	231.4	230.2	232.6	236.3	242.3	248.4	254.5	261.8	269.1	275.2	278.9
47.5°	219.2	218.0	220.4	224.1	230.2	239.9	248.4	257.0	265.5	271.6	274.0
50°	203.4	203.4	204.6	208.2	214.3	222.9	231.4	241.1	249.6	254.5	257.0
52.5°	191.2	192.4	192.4	196.1	202.2	209.5	218.0	226.5	232.6	236.3	241.1
55°	179.0	181.5	181.5	185.1	191.2	199.7	210.7	218.0	225.3	230.2	233.8
57.5°	170.5	171.7	171.7	176.6	183.9	191.2	202.2	211.9	220.4	226.5	231.4
60°	163.2	164.4	163.2	169.3	175.4	183.9	193.6	204.6	216.8	225.3	228.9
62.5°	157.1	157.1	155.9	160.7	164.4	169.3	177.8	190.0	200.9	208.2	211.9
65°	149.8	149.8	147.4	152.2	152.2	159.5	165.6	176.6	185.1	193.6	196.1
67.5°	135.2	137.6	136.4	140.0	144.9	149.8	157.1	165.6	174.1	180.2	183.9
70°	120.6	121.8	125.4	127.9	132.7	135.2	141.3	147.4	155.9	159.5	163.2
72.5°	107.2	108.4	110.8	113.3	118.1	120.6	125.4	130.3	137.6	141.3	144.9
75°	93.8	95.0	96.2	98.6	101.1	103.5	105.9	110.8	115.7	120.6	124.2
77.5°	80.4	81.6	85.2	84.0	86.5	87.7	91.3	93.8	96.2	101.1	105.9
80°	70.6	69.4	71.9	73.1	75.5	75.5	77.9	77.9	81.6	81.6	82.8
82.5°	59.7	58.5	60.9	64.5	65.8	65.8	68.2	63.3	62.1	63.3	67.0
85°	45.1	46.3	47.5	52.4	53.6	53.6	56.0	52.4	47.5	47.5	49.9
87.5°	25.6	19.5	28.0	32.9	32.9	34.1	36.5	35.3	34.1	26.8	28.0
90°	0.0	0.0	0.0	0.0	0.0	0.0	0.0	0.0	0.0	0.0	0.0



REPORT NUMBER: P141409
 CATALOG NUMBER: ECM-E04-LED-E1-SLL-7030

REPORT N
 CATALOG

CANDELA DISTRIBUTION (continued):

CANDELA

	275°	280°	285°	290°	295°	300°	305°	310°	315°	320°	325°	
0°	1242.2	1242.2	1242.2	1242.2	1242.2	1242.2	1242.2	1242.2	1242.2	1242.2	1242.2	0°
2.5°	1243.4	1244.6	1245.8	1247.0	1248.2	1247.0	1249.5	1247.0	1248.2	1245.8	1244.6	2.5°
5°	1242.2	1243.4	1243.4	1245.8	1247.0	1243.4	1245.8	1242.2	1242.2	1239.7	1236.1	5°
7.5°	1233.6	1236.1	1236.1	1238.5	1238.5	1234.8	1234.8	1227.5	1225.1	1216.6	1210.5	7.5°
10°	1216.6	1220.2	1222.7	1227.5	1230.0	1223.9	1220.2	1211.7	1202.0	1192.2	1182.5	10°
12.5°	1187.4	1188.6	1197.1	1204.4	1208.1	1211.7	1209.3	1208.1	1198.3	1192.2	1188.6	12.5°
15°	1120.4	1130.1	1138.6	1155.7	1167.9	1181.3	1191.0	1202.0	1206.8	1212.9	1215.4	15°
17.5°	1061.9	1072.9	1079.0	1093.6	1105.8	1126.5	1152.0	1180.0	1199.5	1223.9	1247.0	17.5°
20°	980.3	998.6	1003.5	1026.6	1042.4	1069.2	1097.2	1132.6	1171.5	1209.3	1250.7	20°
22.5°	889.0	897.5	907.3	931.6	951.1	985.2	1027.8	1076.5	1121.6	1174.0	1233.6	22.5°
25°	778.2	789.1	798.9	825.7	853.7	885.3	936.5	996.2	1053.4	1122.8	1200.8	25°
27.5°	668.6	677.1	694.1	713.6	745.3	779.4	842.7	908.5	974.2	1058.3	1150.8	27.5°
30°	554.1	562.6	571.1	594.3	627.2	667.4	724.6	802.5	880.5	970.6	1080.2	30°
32.5°	444.5	446.9	464.0	481.0	509.0	543.1	605.2	680.8	764.8	874.4	982.8	32.5°
35°	347.1	361.7	369.0	392.1	409.2	444.5	496.9	566.3	654.0	764.8	881.7	35°
37.5°	308.1	313.0	322.7	339.8	362.9	394.6	431.1	484.7	560.2	654.0	763.6	37.5°
40°	293.5	298.4	305.7	319.1	341.0	370.2	400.7	443.3	501.7	576.0	674.7	40°
42.5°	288.6	289.8	292.3	304.5	326.4	359.3	395.8	436.0	481.0	540.7	618.6	42.5°
45°	282.5	282.5	283.7	292.3	311.8	345.9	392.1	443.3	494.4	548.0	613.8	45°
47.5°	277.7	278.9	277.7	281.3	295.9	328.8	380.0	442.1	510.3	579.7	651.5	47.5°
50°	258.2	258.2	259.4	260.6	271.6	303.2	353.2	421.4	505.4	599.2	697.8	50°
52.5°	242.3	244.8	244.8	247.2	254.5	280.1	330.0	401.9	493.2	602.8	735.6	52.5°
55°	237.5	239.9	241.1	241.1	246.0	267.9	315.4	383.6	479.8	599.2	750.2	55°
57.5°	233.8	236.3	237.5	236.3	239.9	258.2	302.0	369.0	465.2	590.6	756.3	57.5°
60°	230.2	231.4	228.9	226.5	227.7	243.6	282.5	348.3	448.2	578.5	753.8	60°
62.5°	213.1	214.3	211.9	209.5	207.0	219.2	254.5	319.1	412.8	550.4	734.3	62.5°
65°	198.5	198.5	198.5	196.1	193.6	200.9	226.5	281.3	362.9	500.5	689.3	65°
67.5°	186.3	185.1	185.1	183.9	181.5	183.9	199.7	237.5	300.8	421.4	607.7	67.5°
70°	166.8	165.6	166.8	165.6	163.2	163.2	170.5	191.2	233.8	309.3	472.5	70°
72.5°	147.4	148.6	151.0	151.0	151.0	152.2	152.2	158.3	181.5	221.6	321.5	72.5°
75°	126.7	127.9	131.5	136.4	134.0	135.2	135.2	138.8	151.0	175.4	225.3	75°
77.5°	107.2	110.8	115.7	116.9	113.3	113.3	115.7	121.8	132.7	147.4	171.7	77.5°
80°	87.7	92.6	93.8	96.2	97.4	97.4	99.9	104.7	115.7	134.0	153.4	80°
82.5°	69.4	73.1	76.7	80.4	82.8	86.5	87.7	90.1	101.1	119.3	141.3	82.5°
85°	52.4	56.0	60.9	64.5	67.0	70.6	69.4	70.6	76.7	91.3	107.2	85°
87.5°	31.7	31.7	35.3	36.5	37.8	37.8	40.2	35.3	37.8	48.7	58.5	87.5°
90°	0.0	0.0	0.0	0.0	0.0	0.0	0.0	0.0	0.0	0.0	0.0	90°



NUMBER: P141409

NUMBER: ECM-E04-LED-E1-SLL-7030

DISTRIBUTION (continued):

330°	335°	340°	345°	350°	355°	360°
1242.2	1242.2	1242.2	1242.2	1242.2	1242.2	1242.2
1245.8	1244.6	1243.4	1244.6	1247.0	1247.0	1243.4
1237.3	1233.6	1231.2	1231.2	1231.2	1230.0	1227.5
1208.1	1202.0	1198.3	1195.9	1194.7	1194.7	1189.8
1176.4	1172.7	1165.4	1163.0	1164.2	1167.9	1166.7
1183.7	1172.7	1169.1	1169.1	1167.9	1174.0	1172.7
1223.9	1223.9	1219.0	1217.8	1215.4	1222.7	1222.7
1266.5	1277.5	1282.3	1277.5	1278.7	1279.9	1289.7
1289.7	1321.3	1338.4	1351.8	1353.0	1360.3	1359.1
1293.3	1350.5	1395.6	1424.8	1451.6	1465.0	1462.6
1275.0	1354.2	1433.4	1507.6	1563.7	1594.1	1619.7
1250.7	1344.5	1446.7	1551.5	1642.8	1724.4	1775.6
1193.4	1312.8	1444.3	1578.3	1708.6	1825.5	1920.5
1113.1	1250.7	1407.8	1584.4	1767.0	1929.0	2067.8
1005.9	1153.3	1344.5	1561.2	1802.3	2043.5	2252.9
890.2	1052.2	1261.6	1522.3	1820.6	2134.8	2422.2
789.1	948.7	1177.6	1472.3	1818.2	2194.5	2546.4
723.4	873.2	1104.5	1424.8	1806.0	2228.6	2643.8
701.5	836.6	1055.8	1387.1	1798.7	2252.9	2710.8
730.7	847.6	1044.9	1370.0	1796.3	2280.9	2769.3
798.9	908.5	1086.3	1398.0	1818.2	2308.9	2827.7
863.4	993.7	1176.4	1478.4	1899.8	2390.5	2908.1
915.8	1086.3	1273.8	1584.4	2016.7	2517.2	3028.7
945.0	1158.1	1400.5	1731.7	2176.2	2703.5	3226.0
957.2	1208.1	1508.9	1886.4	2377.1	2916.6	3475.6
952.3	1231.2	1586.8	2027.6	2558.6	3150.4	3759.4
921.9	1231.2	1635.5	2140.9	2710.8	3336.8	4009.0
848.8	1188.6	1640.4	2206.7	2827.7	3493.9	4213.6
714.8	1065.6	1558.8	2199.3	2864.3	3543.8	4320.8
500.5	795.2	1300.6	1987.5	2708.4	3425.7	4202.6
310.5	495.6	931.6	1536.9	2254.1	2906.9	3739.9
218.0	300.8	533.4	973.0	1551.5	2166.5	2792.4
181.5	221.6	304.5	535.8	932.8	1334.7	1756.1
157.1	179.0	211.9	305.7	474.9	711.2	977.9
116.9	130.3	146.1	200.9	299.6	439.6	668.6
47.5	53.6	59.7	80.4	183.9	253.3	271.6
0.0	0.0	0.0	0.0	0.0	0.0	0.0

(END OF REPORT)